

UNIVERSAL WIPES

Clinell Universal Wipes can be used for cleaning and disinfection of non-critical medical devices and surfaces.

To decontaminate hard surfaces, wipe entire surface, ensuring contact with all areas and allow to air dry.

The following surfaces should be routinely cleaned with these wipes*:

(Examples of use - this is not an exhaustive list)

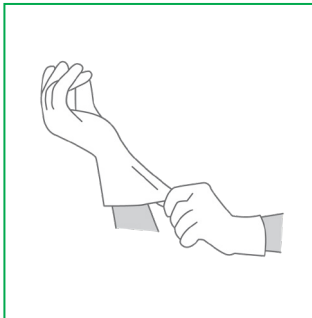


**Clinell Universal Wipes
(Pack of 200 - CW200AUS)**

SURFACES & EQUIPMENT

- | | | | |
|----------------|---------------------------|----------------|---------------------------------|
| - Chairs | - Taps & WC fixtures | - Trolleys | - Blood pressure cuffs/machines |
| - Desks | - Worktops | - Lockers | - Walking frames |
| - Door handles | - Keyboards & accessories | - Stethoscopes | - Wheelchairs & hoists |
| - Mattresses | | - Incubators | |


INSTRUCTIONS FOR USE:



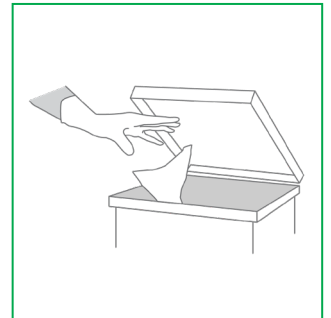
Wear recommended PPE.



Remove one wipe from the pack. Apply to surface.



Working from top to bottom, clean to dirty, wipe in an 'S' shaped pattern, taking care not to go over the same area twice.



Change wipe if it becomes dry or soiled and discard. Let the surface air dry for one minute.

DO NOT FLUSH DOWN TOILETS! DO NOT DISPOSE OF IN MACERATORS!

* Please ensure that you follow the equipment manufacturer's guidelines.
The plastic lid on all flow wraps is recyclable.