

# BladeFLASK

100 | Scalpel Blade Removal System

The world's first  
single-handed  
scalpel blade  
remover.



[www.qlicksmart.com](http://www.qlicksmart.com)

 **QLICKSMART®**  
... and be safe

# The forgotten sharps injury

Scalpel injuries are up to 6 times more likely to occur than needlestick injuries. They are particularly common in surgical settings. Regrettably, healthcare organisations and personnel have underestimated the likelihood of these injuries.

Scalpel cuts can result in infections, blood-borne diseases and psychological distress. Serious injuries could require microsurgery to repair a digital artery, nerve and/or tendon.

Many such scalpel injuries can be prevented using the Qlicksmart **BladeFLASK**, the world's pioneering single-handed blade remover.

With single-handed activation, the BladeFLASK facilitates compliance with OSHA standard 1910.1030 requirements, protecting workers against health hazards related to bloodborne pathogens and other injuries.



BladeFLASK allows all scalpel blade users to maintain their preferences for the standard metal handles.



BladeFLASK is simple to use with a quick "push, click, and pull" action to remove and contain used scalpel blades.



This easy-to-use solution provides a lower cost alternative to safety scalpels.



Used together with a hands-free passing technique, the BladeFLASK can prevent up to 5 times more injuries than a safety scalpel.



BladeFLASK has won multiple awards, which demonstrate its practicality and effectiveness in reducing scalpel injuries.



The Qlicksmart BladeFLASKs have safely removed over 70 million contaminated scalpel blades, and prevented up to 150,000 injuries around the world.



# Specifications

Colour Versions	Red - USA Yellow - International
Product Code	QFRGEN - red version QFYGEN - yellow version
GMDN code	46235
Blade capacity	100 Blades - the BladeFLASK shuts off automatically when maximum capacity is reached.
Compatible Blades & Handles	Handles: #3, 3L, 4, 4L, 7, 9, Lawton long handle. Blades: #10, 10a, 11, 12, 13, etc. up to and including #25a, 27, and 36.
Incompatible Blades & Handles*	Barron handle, Beaver handle, disposable handles, thick and round bulbous handles, ergonomic handles
Size (per unit)	Length 11cm, Width 9cm, Height 14cm
Weight (per unit)	Approximately 250g.
Accessories	Mounting Bracket - the bracket holds the BladeFLASK in place to allow single-handed removal of scalpel blades.
Material	Body: Acrylonitrile butadiene styrene (ABS) Inner mechanism: Polyacetal (POM)

\*The new BladeFLASK EVO is compatible with Barron handles, thick and round bulbous handles, and ergonomic handles.

Latex	No
DEHP	No
Sterile	No
Multi-use	Each unit removes 100 blades before disposal. Do not attempt to empty contents.
Disposal Method	Meets AS 3825:2020 Standard (Procedures and devices for the removal, containment and disposal of scalpel blades from scalpel handles.) It is certified with UN Transport requirements for dangerous goods. The infectious substance logo on the front label and the correct sharps container colour of the unit allow it to be disposed of as medical waste. Please follow your establishment's procedures for the disposal of medical waste. To be disposed of as a single-use sharps container.
Regulatory Information	Australia - Listed under TGA ARTG NO: 146821. USA - FDA 510(K) premarket cleared #K983367 as a sharps container. Europe - Class I medical device under EU MDR 2017/745 and CE marked. UK - Class I medical device under UK MDR 2002 and UKCA marked. ISO 23907-1:2019 Compliant (Sharps injury protection - requirements and test methods - Part 1 single-use sharps containers).

# How to use BladeFLASK

## PARTS OF YOUR BladeFLASK:

**INDICATOR:** SHOWS WHICH WAY SHARP EDGE MUST FACE.

THIS PART OF THE SCALPEL HANDLE IS CALLED THE TANG.

Sharp Edge Right  
Esterzo affilato rivolto verso destra

COUNTER

LANDING PAD

MOUNTING BRACKET

## MOUNT TO WALL OR TROLLEY:

- If you haven't mounted your BladeFLASK before, prepare mounting bracket\*.
  - A BRACKET HAS DOUBLE SIDED TAPE ON BOTTOM
  - B OR USE SCREWS. \* See fitting template and instructions inside the bracket packaging.
- BladeFLASK can be mounted on a wall or on a trolley or bench.
  - SLIDE DOWN INTO BRACKET
  - SLIDE BACK IN TO BRACKET

**NOTE:** BladeFLASK is mounted on Mounting Bracket during use.

## REMOVE BLADE SINGLE-HANDED ACTION:

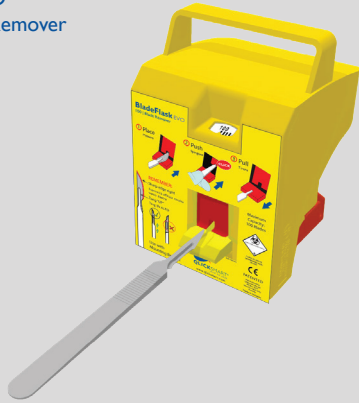
- Place blade on landing pad with the sharp edge facing to the right (or 'tang' up).
- Push scalpel handle into BladeFLASK until you hear a click.
  - CLICK!
- Remove handle.

**NOTE:** BladeFLASK is disposed of as medical waste after 100 blades have been inserted.

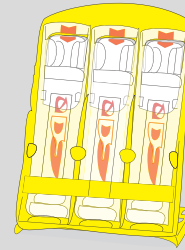
BFBT60505AS

# Other Qlicksmart Products

BladeFlask EVO  
Scalpel Blade Remover



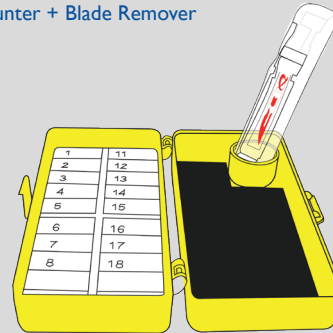
BladeCASSETTE Sterile  
Scalpel Blade Remover



SnapIT and SnapIT Lite Ampoule Openers



BladeNeedleSYSTEM Sterile 2-in-1  
Needle Counter + Blade Remover



CheckCLIP Medication Identification



# About Qlicksmart

Qlicksmart Pty Ltd is committed to making healthcare professional's lives easier and safer, so that they can focus on patient care. Established in 1999 by two Australian physicians to combat scalpel cuts in hospitals, our award-winning safety devices are now being used in over 50 countries worldwide. Qlicksmart works with innovators from the healthcare sector to deliver solutions which target the overlooked concerns of nurses, surgeons, and healthcare facilities. To learn more about Qlicksmart's safety devices, please visit [www.qlicksmart.com](http://www.qlicksmart.com) or ask your distributor for a demonstration today.

Qlicksmart Pty Ltd.



Level 1, 148 Boundary Street  
West End, Brisbane  
QLD, Australia 4101



+61 7 3844 1182



hello@qlicksmart.com  
www.qlicksmart.com



Search "qlicksmart"  
and stay connected



Scan the QR  
Code to learn  
more about the  
BladeFLASK.



Distributed by: