



POSSIBLE CLINICAL SYMPTOMS

- Lateral Ankle Instability
- Peroneal Tendonitis
- Heel Pain
- 5th Metatarsal Base Pressure
- Lower Back Pain
- Sesamoiditis, Hammer Toes
- Knee Recurvatum

KEY ORTHOTIC FEATURES

- Lateral Biaxial Forefoot Posting
- 1st MTH Cut-out
- Deep Lateral Heel Cup
- Equinus Correction

SEVERE PES CAVUS



SEVERE PES CAVUS

The Quad A foot type is commonly thought of as an over-supinated or Severe Pes Cavus foot. This condition, also known as a Torque Foot, occurs when an Uncompensated Rearfoot Varus is coupled with a Large Rigid Forefoot Valgus.



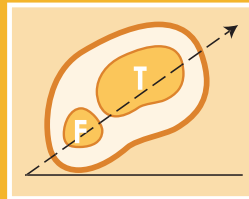
PROPELS FORCEFULLY FROM 1st METATARSAL



LARGELY INVERTED HEEL ALIGNMENT



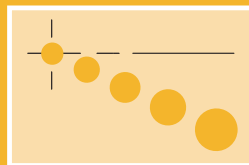
"PEEK-A-BOO" HALLUX



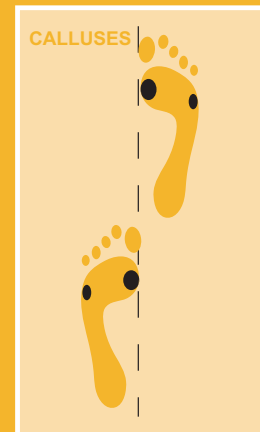
LARGE EXTERNAL TIBIAL/FIBULAR ROTATION



CAVUS/HIGH ARCH



VALGUS FOREFOOT ALIGNMENT



FOOT PROGRESSION ANGLE

POSSIBLE SYMPTOMS

- Lateral Ankle Instability
- Peroneal Tendonitis
- Heel Pain
- 5th Met. Base Pressure
- Lower Back Pain
- Sesamoiditis, Hammer Toes
- Knee Recurvatum

QUADRASTEP®SYSTEM - AFFORDABLE, READY-TO-WEAR, WITH CUSTOM RESULTS!

briggatemedicalcompany

Supporting Podiatrists with integrity and trust since 1987