



**KEY ORTHOTIC FEATURES**

- Medial RF Posting
- Intrinsic Lateral FF Posting
- Mild Medial Skive

**POSSIBLE CLINICAL SYMPTOMS**

- Sesamoiditis
- 1st Ray Hypermobility
- Sacro-iliac Joint Pain
- Often unilateral, may be associated with leg length discrepancies

**MILD PES PLANUS**



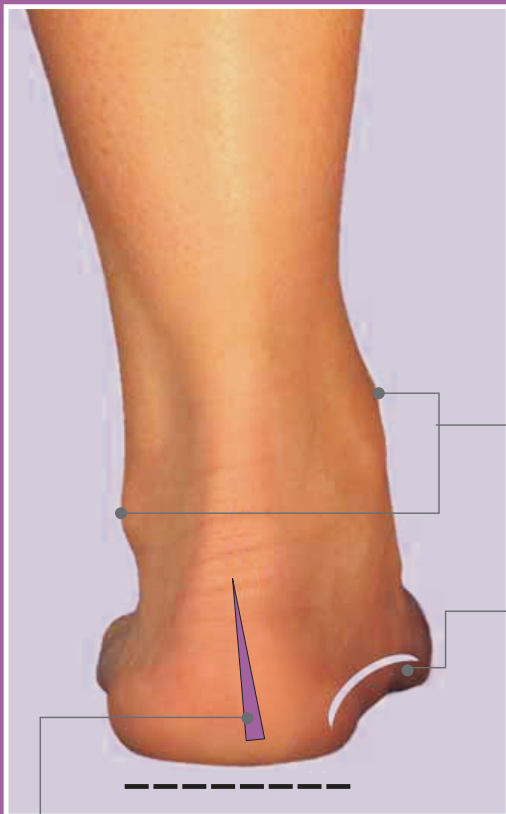
**MILD PES PLANUS**

*The Quad B foot-type is a mildly over-pronated foot. This is the result of a Compensated Rearfoot Varus with a flexible forefoot valgus deformity. It is often unilateral and may be associated with a leg length discrepancy*

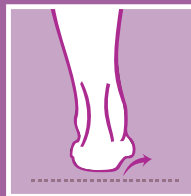


**GAIT**

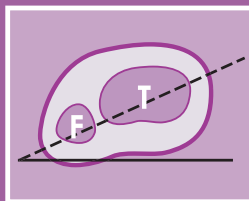
**TOE IN GAIT**



**MILDLY INVERTED HEEL ALIGNMENT**



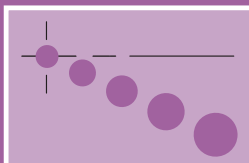
**TOE IN**



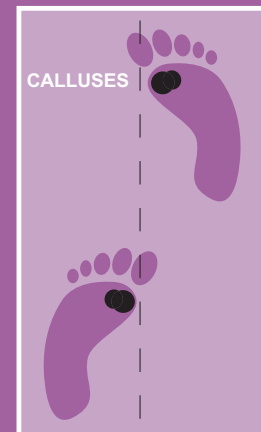
**MILD-MODERATE INTERNAL TIBIAL/FIBULAR ROTATION**



**LOW-MEDIUM ARCH**



**VALGUS FOREFOOT ALIGNMENT**



**CALLUSES**

**FOOT PROGRESSION ANGLE**

**POSSIBLE SYMPTOMS**

- Sesamoiditis
- 1st Ray Hypermobility
- Sacro-iliac Joint Pain
- Often unilateral, may be associated with leg length discrepancies

**QUADRASTEP®SYSTEM** - AFFORDABLE, READY-TO-WEAR, WITH CUSTOM RESULTS!

**briggate**medicalcompany

Supporting Podiatrists with integrity and trust since 1987