



KEY ORTHOTIC FEATURES

- Stabilizing RF Posting
- Medium Arch
- Standard Depth Heel Cup

POSSIBLE CLINICAL SYMPTOMS

- Retrocalcaneal Bursitis
- Lateral Hip Pain
- Haglund's Deformity
- Lower Back Pain
- Iliotibial Band Syndrome
- Pinch Callus Medial Hallux

NEUTRAL FOOT

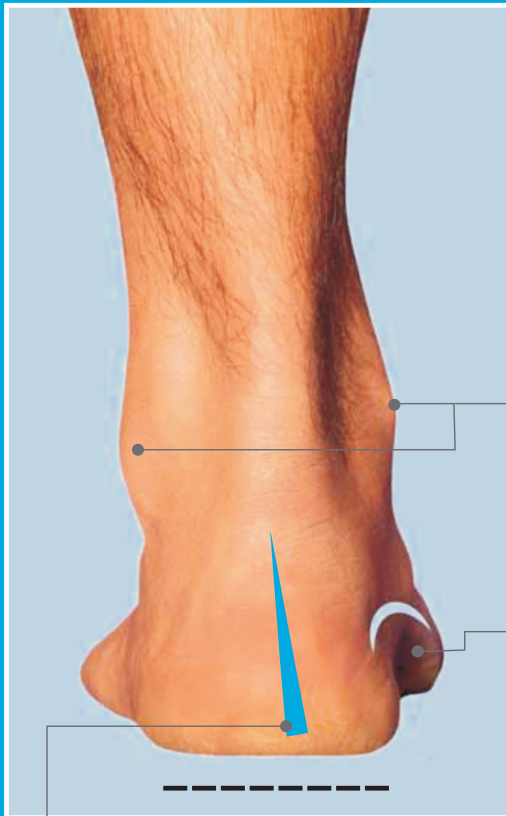


NEUTRAL FOOT

The Quad C foot-type is sometimes referred to as a subtle Pes Cavus foot or an under-pronator. This foot-type exists when an Uncompensated Rearfoot Varus is coupled with a relatively normal (neutral) forefoot alignment. A key distinguishing feature of this foot-type is an obvious toe-out gait pattern.



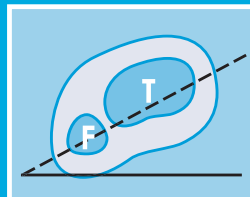
GAIT
TOE OUT GAIT



MODERATELY INVERTED HEEL ALIGNMENT



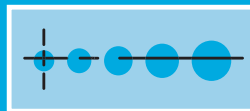
"FALSE" TOE SIGN



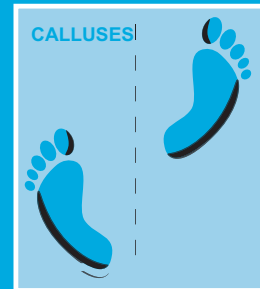
NORMAL EXTERNAL TIBIAL/FIBULAR ROTATION



MEDIUM ARCH



NORMAL FOREFOOT ALIGNMENT



CALLUSES
FOOT PROGRESSION ANGLE

POSSIBLE SYMPTOMS

- Retrocalcaneal Bursitis
- Lateral Hip Pain
- Haglund's Deformity
- Lower Back Pain
- Iliotibial Band Syndrome
- Pinch Callus Medial Hallux

QUADRASTEP[®]SYSTEM - AFFORDABLE, READY-TO-WEAR, WITH CUSTOM RESULTS!

briggatemedicalcompany

Supporting Podiatrists with integrity and trust since 1987