



**POSSIBLE CLINICAL SYMPTOMS**

- Plantar Fasciitis
- Metatarsalgia
- Functional Hallux Limitus
- Patellofemoral Pain Syndrome
- Posterior Tibial Tendonitis
- Neuromas
- Hallux Limitus

**KEY ORTHOTIC FEATURES**

- Deep Heel Cup
- Medial RF Posting
- Moderate Medial Skive
- Medial and Lateral Flare

**MODERATE PES PLANUS**



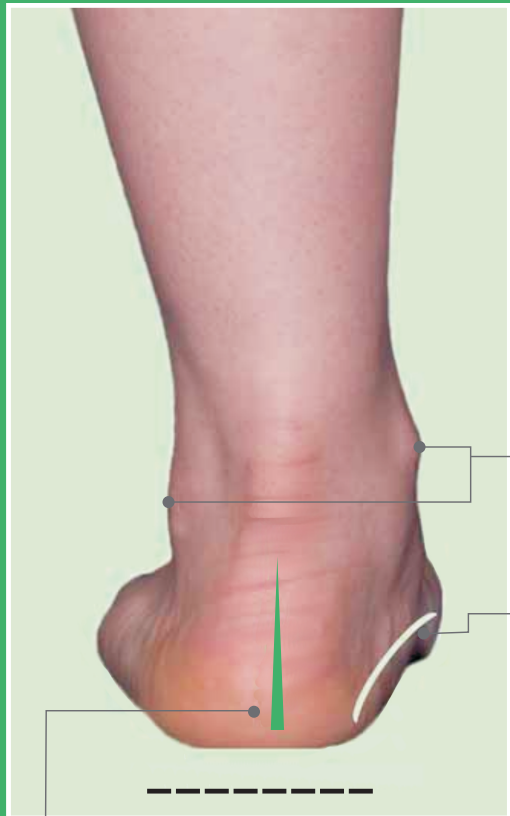
**MODERATE PES PLANUS**

*The Quad D foot-type is a moderately over-pronated foot. This foot-type occurs when a Compensated Rearfoot Varus exists with a normal or neutral forefoot alignment.*



**GAIT**

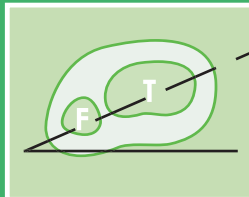
PROPELS OFF 2ND & 3RD METATARSAL (DUE TO TRANSVERSE METATARSAL ARCH REVERSAL)



**VERTICAL HEEL ALIGNMENT**



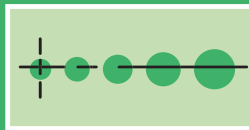
**NEUTRAL TOE SIGN**



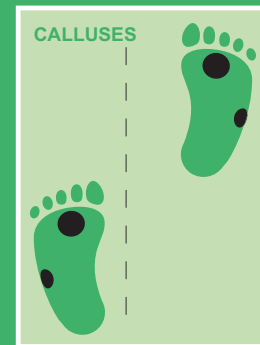
**MODERATE INTERNAL TIBIAL/FIBULAR ROTATION**



**LOW ARCH**



**NEUTRAL FOREFOOT ALIGNMENT**



**CALLUSES**

**FOOT PROGRESSION ANGLE**

**POSSIBLE SYMPTOMS**

- Plantar Fasciitis
- Metatarsalgia
- Functional Hallux Limitus
- Patellofemoral Pain Synd.
- Posterior Tibial Tendonitis
- Neuromas
- Hallux Limitus

**QUADRASTEP®SYSTEM** - AFFORDABLE, READY-TO-WEAR, WITH CUSTOM RESULTS!

**briggate**medicalcompany

Supporting Podiatrists with integrity and trust since 1987