



KEY ORTHOTIC FEATURES

- Deep Heel Cup
- Large Medial Skive
- Medial RF & FF Posting
- 1st MTH Cut-Out to assist Peroneal Functioning
- Ideal for Posterior Tibial Tendon Dysfunction

POSSIBLE CLINICAL SYMPTOMS

- Posterior Tibial Tendon Dysfunction
- Tarsal Tunnel Syndrome
- Plantar Fasciitis
- Patellofemoral Pain Syndrome
- Subfibular Impingement
- Hallux Valgus/Bunion
- Splayfoot

SEVERE PES PLANOVALGUS



SEVERE PES PLANOVALGUS

The Quad F foot-type is commonly referred to as a Pes Planovalgus foot deformity because of its very poor alignment to the floor. This is a true "flat foot." The condition occurs when a Compensated Rearfoot Varus is coupled with a large Flexible Forefoot Varus (also called Forefoot Supinatus).



GAIT

LATERAL COLUMN INSTABILITY

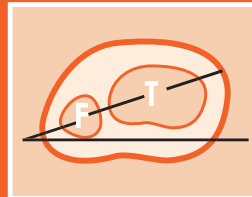


LARGE TOE SIGN

EVERTED HEEL ALIGNMENT



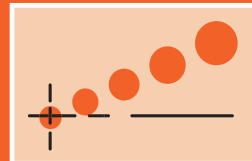
ABDUCTED TOE SIGN



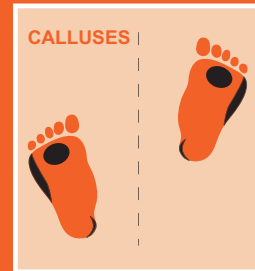
LARGE INTERNAL TIBIAL/FIBULAR ROTATION



FLAT ARCH



VARUS FOREFOOT ALIGNMENT



CALLUSES

FOOT PROGRESSION ANGLE

POSSIBLE SYMPTOMS

- Posterior Tibial Tendon Dysfunction
- Tarsal Tunnel Syndrome
- Plantar Fasciitis
- Patellofemoral Pain Syndrome
- Subfibular Impingement
- Hallux Valgus/Bunion
- Splayfoot

QUADRASTEP[®]SYSTEM - AFFORDABLE, READY-TO-WEAR, WITH CUSTOM RESULTS!

briggatemedicalcompany

Supporting Podiatrists with integrity and trust since 1987