

The Uni-Cot® Makes a Difference

- Digit injuries commonly have high complication rates
- 38% of Foreign Bodies are missed on first visit (EM Clinics NA, 2007)
- Facilitates the use of tissue adhesives, simplifying care and reducing visits

“It is critical to wound management” that “the wound is carefully explored in a bloodless field obtained through careful tourniquet application”

(ACEP, Emergency and Primary Care of the Hand)

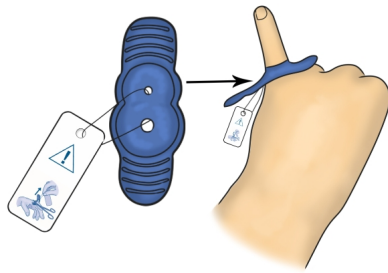
Indications

- Digit lacerations and avulsions
- Exploration of foreign bodies
- Nail and nail bed injuries
- Elective procedures

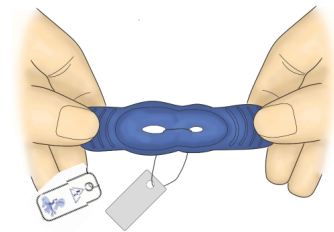
“Use only CE marked tourniquets which are labeled and/or brightly coloured to enhance visibility. Surgical gloves should not be used for this purpose”

(UK National Patient Safety Agency, 2009)

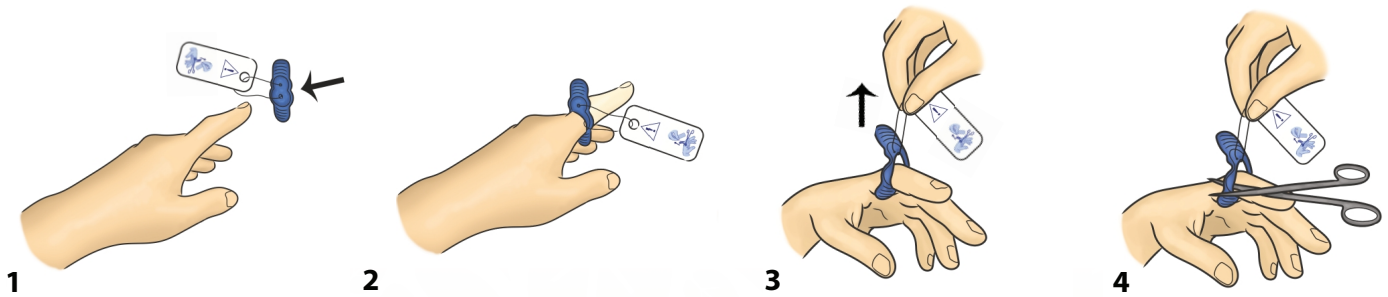
Great for Pediatric Digits



Stretches over Wounds



Using the Uni-Cot® is Easy for Fingers and Toes



1 Slide proximally to apply and exsanguinate

2 Even compression once in place

3 Remove by pulling the tag to create a gap

4 Sever device from the digit through gap

briggatemedicalcompany

Supporting Podiatrists with integrity and trust since 1987