

PRACTICAL GUIDE



UrgoClean Ag

The only anti-biofilm silver dressing that provides complete and continuous cleaning action in the wound

ADVANCES IN
INFECTION AND
BIOFILM



UrgoClean Ag

THE ONLY ANTI-BIOFILM DRESSING
THAT PROVIDES **COMPLETE AND CONTINUOUS**
CLEANING ACTION IN THE WOUND

Fast and
effective
**antimicrobial
action**^{1,2}

Complete
and **continuous
cleaning** action
to remove slough,
exudate and
bacterial residues

**Destroys,
removes and
prevents biofilm
reappearance**³

INDICATIONS

UrgoClean Ag is indicated for the local treatment of chronic (leg ulcers, pressure ulcers, diabetic foot ulcers) and acute (burns, traumatic wounds, post-surgical wounds) exuding wounds at risk or with signs of local infection.



Diabetic Foot Ulcers



Leg Ulcers



Pressure Injuries



Burns



Traumatic Wounds



Surgical Wounds

UrgoClean Ag HOW TO APPLY

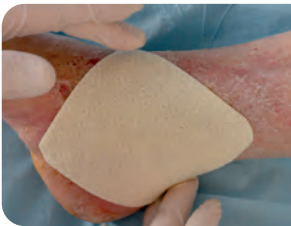
WOUND PREPARATION

- Cleanse the wound using saline solution. In the event of prior use of an antiseptic (with the exception of contra-indicated antiseptics) carefully rinse the wound with saline solution before applying the dressing.
- The use of UrgoClean Ag does not dispense with the need for mechanical debridement when required.
- During the desloughing process, the wound may appear to be larger in size. This is due to the effective removal of slough.

DRESSING APPLICATION



Remove the protective tabs. (If cutting is required, please do so before removing the protective tabs.)



Apply the soft-adherent side of UrgoClean Ag Pad to the wound and its contours.

UrgoClean Ag Pad can be cut using sterile scissors to adjust the size of the dressing to the wound if necessary.



If necessary, cover UrgoClean Ag Pad with a secondary dressing suitable for the location of the wound and level of exudate.

Hold in place using a fixing bandage.



Apply a compression bandage when prescribed.

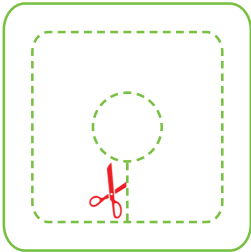
DRESSING CHANGES

UrgoClean Ag dressings should be changed every 1 to 2 days, then as often as required (up to 7 days) depending on the exudate volume and the clinical condition of the wound.

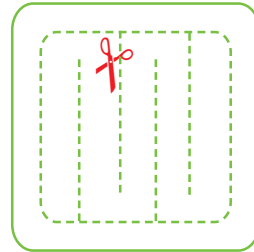
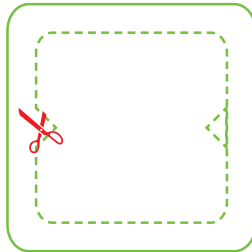


UrgoClean Ag CUTTING TIPS

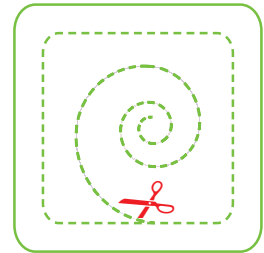
Fit to wound size






Heels



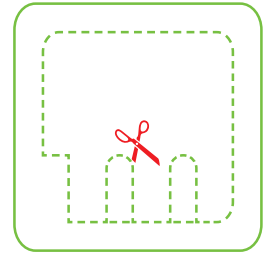
Cavities



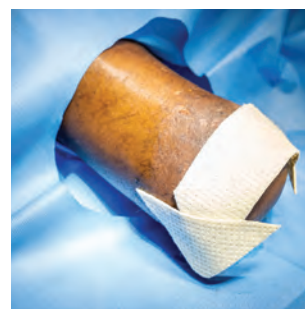
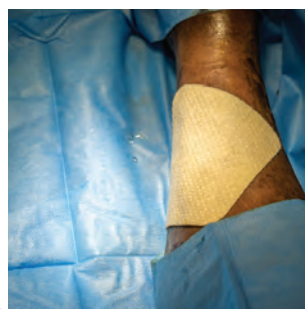
Toes



Inter-toes



UrgoClean Ag Application in Real Life



Scan the QR code for more application videos

TIPS!

- 1** *Cut UrgoClean Ag to ensure contact with the wound bed.*
- 2** *Allow overlap of the dressing to ensure anchoring & respect of the periwound.*



PRECAUTIONS FOR USE

- Treatment with UrgoClean Ag should be carried out under medical supervision.
- Use of this dressing does not negate the need for appropriate systemic anti-bacterial treatment of infected wounds in line with local policy.
- The soft-adherent Silver Healing Matrix (TLC-Ag) of UrgoClean Ag adheres to latex surgical gloves. It is therefore recommended that the dressing be handled carefully, avoiding any contact with the soft-adherent side or using sterile pliers.
- Concomitant use with other local treatments is not recommended.
- Avoid contact with electrodes or conductive gels during electronic measurements, e.g. EEG and ECG.
- Clinicians / Healthcare Professionals should be aware that there are very limited data on prolonged and repeated use of silver containing dressings, particularly in children and neonates.
- In the absence of any specific clinical data, use in pregnant or breast-feeding women, is not recommended.
- Single-use, individual packaging. Re-using a single use dressing may lead to risks of infection.
- Do not use in a hyperbaric chamber.
- Check that the sterile protector is intact before use.
- Do not re-sterilise.
- For elimination, discard according to current protocol. Discard any unused parts of the dressing.

CONTRA-INDICATIONS

- Known sensitisation to silver.
- UrgoClean Ag is not suitable for use as a surgical sponge for heavily bleeding wounds.
- Do not use UrgoClean Ag in combination with hydrogen peroxide, organomercuric antiseptics or hexamidine.
- Do not use on patients undergoing Magnetic Resonance Imaging (MRI) examination.

UrgoClean Ag

For all wounds at risk or with signs of local infection



RISK FACTORS FOR WOUND INFECTION MAY BE RELATED

CHARACTERISTICS OF THE INDIVIDUAL

Diabetes, prior surgery, chemotherapy/radiation therapy, conditions associated with hypoxia or poor tissue perfusion, immune system disorders, malnutrition, nasal carriage of *S aureus*, ...

WOUND FEATURES

Contamination, delayed treatment, signs of local infection, operative factors, wound duration, wound size (width, depth), anatomic location, impaired tissue perfusion, necrotic tissue, ...

ENVIRONMENT

Hospital, hygiene, inadequate management of moisture/exudate/oedema/pressure offloading, ...)

UrgoClean Ag



Moderate absorption



Can be cut



Can be used with other dressing



Can be used under compression

Code	Size	No. per box
100490	6x6cm	10
100491	10x10cm	10
100492	15x20cm	5

1.UrgoClean Ag data on file.

2.Desroche N, et al. Characterization of the antimicrobial spectrum and anti-biofilm activity of a new silver-containing dressing with poly-absorbent fibres and antimicrobial silver matrix. Poster EWMA May 2016

3.Desroche N, et al. Comparison of in vitro anti-biofilm activities of a new poly-absorbent dressing with a silver matrix and a silver-containing CMC dressing. Poster EWMA, May 2017

002_UCAGPGQR_APAC

Urgo Medical (Australia) Pty Limited
Level 2, 100 Cubitt Street Cremorne, Victoria 3121
Tel +61 (0) 39114 2222 | Visit urgomedical.com.au

/™ all trademarks are the property of their respective owners. © 2023 Urgo Medical Australia Pty Ltd.

052_UCAG_Practical guide_AUS AUG0223V1