

# New from DARCO: Relief Dual® Off-loading Shoe

Off-loading as much as needed – weight bearing as much as possible.



Back-shifted pivot point for less pressure on the forefoot



- > innovative dual sole technology
- > optimal shock absorption
- > improved pressure redistribution
- > reduction in shear forces
- > greater stability

- > rigid shank throughout the entire innersole area
- > accommodates insole replacement (including diabetic-compliant foot bedding)



**DARCO**

# Relief Dual®



- > reinforced heel cap for improved rear foot stability
- > soft cushion interior
- > available in 7 sizes


- > broad Velcro® fastener across the instep
- > strap loops on both sides
- > Velcro® fastener closure

The new off-loading shoe provides the balance of stability and the reduction of pressure on the foot following foot surgery.

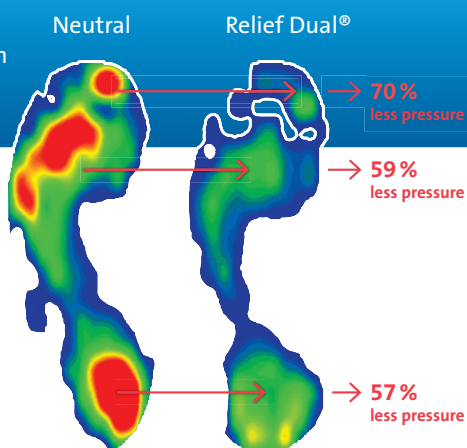
The Relief Dual® innovations revolutionize the »off-loading« technology. This newly designed »Dual« sole combines the benefits of a EVA shock absorbing material and the anti-slip features of rubber; for a ground-breaking step in the post-operative treatment for foot care.

In addition, through these improvements we've optimized the rolling characteristics of the shoe.

Breaking from convention, we've increased the surface area of the rigid shank to the entire sole area; maximizing pressure re-distribution while effectively immobilizing the metatarsophalangeal joint I & V (MTP) and the distal interphalangeal joint I & V (DIP).



The average overall reduction of pressure is



- > slip-resistant rubber sole
- > improved shock absorption particularly in the heel and ball area

- > compatible with D... insoles: PegAssist® Puzzle Insole® or t...






ener  
 h sides  
 can be cut to length



> seamless interior and  
 larger comfort area after  
 e.g. hallux valgus surgery



> wide entry  
 > easy use



> modern colour and design  
 > light, breathable upper  
 material



DARCO specialty  
 Insole,  
 the Relief Contour

> The rigid shank throughout the  
 entire innersole creates a multilayered  
 composite which dramatically improves  
 pressure redistribution

> room for interchangeable insoles  
 > including diabetic-adapted foot bedding  
 > low profile – no height compensation  
 necessary



## Item List

SIZE	ITEM NO.
Relief Dual® Toe Cap (optional)	
<b>Women   Colour Grey:</b>	
WS 34.0 – 36.5	RD-W1 TCDW1
WM 37.0 – 38.5	RD-W2 TCDW2
WL 39.0 – 41.0	RD-W3 TCDW3
<b>Men   Colour Grey:</b>	
MS 39.0 – 41.0	RD-M1 TCDM1
MM 41.5 – 43.0	RD-M2 TCDM2
ML 43.5 – 45.0	RD-M3 TCDM3
MXL 45.5 – 47.0	RD-M4 TCDM4



## Sizes and Measurements



WS 34–36.5



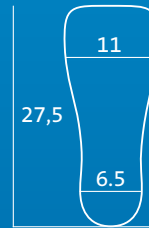
WM 37–38.5



WL 39–41



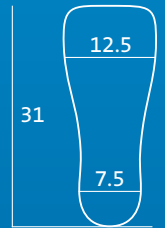
MS 39–41



MM 41.5–43



ML 43.5–45



MXL 45.5–47

All measurements are given in cm and correspond to the size of the insole.



160729

